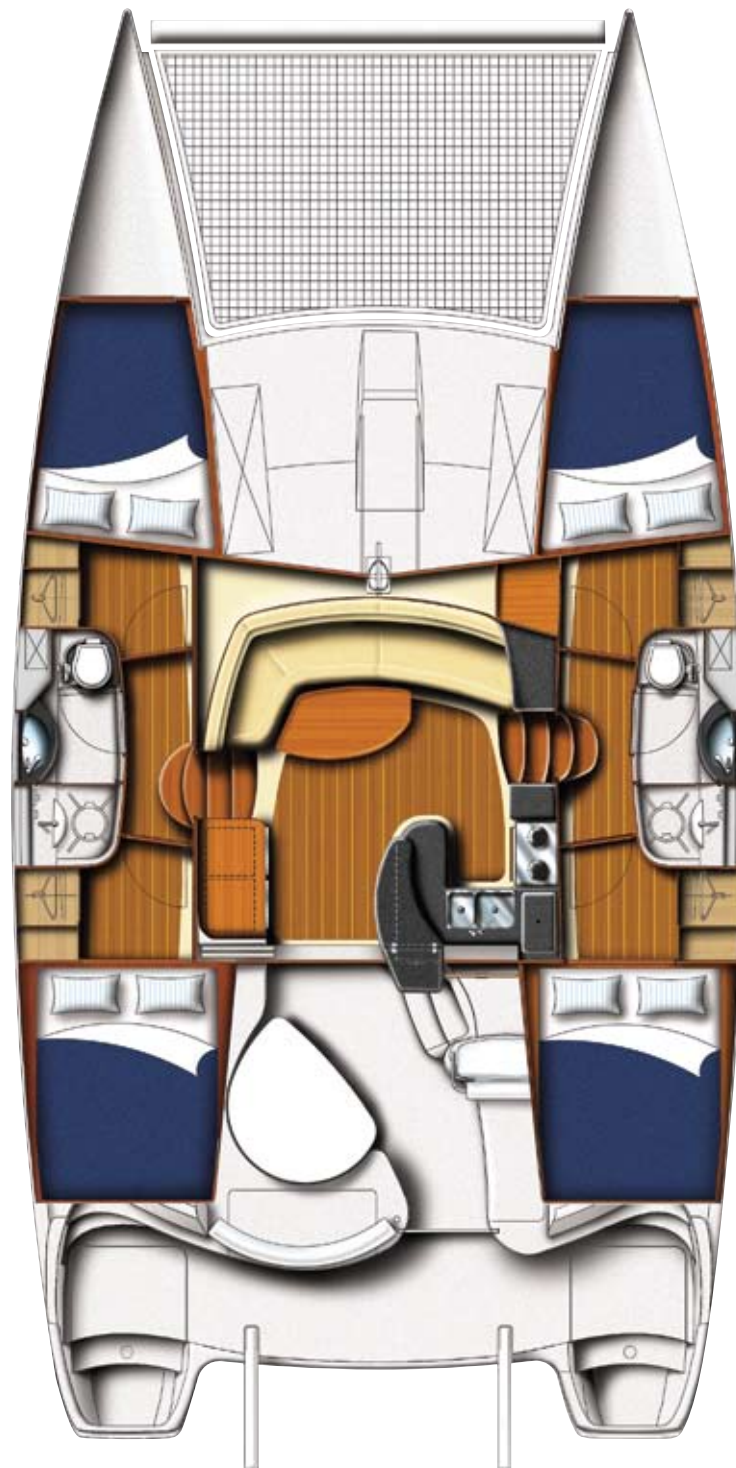


THE MOORINGS

4000



Designed in collaboration with catamaran experts Morrelli & Melvin, The Moorings, and Robertson & Caine, the award-winning Moorings 4000 is available with 4 cabins and 2 heads and is built exclusively for The Moorings in Cape Town, South Africa. The galley-up design incorporates a large saloon area with an open L-shaped settee and an aft-facing galley, with cocktail bar overlooking the adjoining cockpit area. Exterior features include an outside dining area with curved seating, a functional hard-top bimini as standard and walkthrough access to the wide aft swim platform. The Moorings 4000 is equipped with complete electronics and high-powered engines, giving great comfort and performance under power as well as sail.




PRINCIPAL SPECIFICATIONS

Length Overall 39ft3in / 11.97M
 Waterline Length 37ft6in / 11.44M
 Beam 20ft2in / 6.14M
 Draft 3ft10in / 1.18M
 Displacement 16,800 lbs / 7,630 Kg
 Engines Yanmar 30Hp x 2
 Fuel Capacity 92gal / 350L
 Water Capacity 206gal / 780L
 Mast Height 62ft4in / 19.00M
 Sail Area (120% genoa) . . 1,021sqft / 94.8M
 Berths 8+2 in forepeak
 Heads 2
 Showers 3

www.moorings.com

THE MOORINGS

4000




Built by Robertson & Caine to Moorings Specifications



THE MOORINGS 4000

SPECIFICATIONS AND EQUIPMENT LIST



SALOON

- Cherry panelite finishes with solid trims
- Saloon table and settee
- Wear resistant simulated Teak & Holly flooring
- Overhead lighting
- Ample ventilation through forward facing all-weather hatch
- Stowage space under settee cushions
- Recessed roller blinds over hatches
- 2 x Ventilation fans

GALLEY

- Heat-resistant galley worktop surfaces
- Single lever faucet with pull out hose
- Double stainless steel sink
- Dish and cutlery drying recess with drainage
- Corian cover for drying recess
- 2 - door front-opening fridge / freezer 60USgal / 220Ltr 12v refrigeration
- Gas cooker 2-burner with oven & broiler
- Gas solenoid shut-off valve with control at switch panel & warning light at cooker
- Gas cylinder & regulator in dedicated locker
- Separate garbage bin locker with top access
- Stowage space in shelf lockers & drawer units
- Corian bar counter with hinged flap

NAVIGATION CONSOLE

- Chart table surface with light
- Instrument and switch panel

CABINS

- Cherry panelite finishes with solid trims
- 4 x Double berths
- 2 x Forepeak berths, including mattresses
- Hanging lockers
- 2 x Storage lockers with shelving
- Reading lamps
- Overhead fluorescent lighting
- Overhead roller blinds for privacy in each cabin
- Large open shelves
- Stowage space under bunks
- Large stowage space in forepeak
- Ventilation fans in cabins

HEADS

- Washbasins with basin mixers
- Vanity lockers with mirrors
- Towel hooks
- Towel rails
- Towel rings
- Separate shower compartment
- Overhead shower with non-slip shower sump cover
- Clear shower door
- Overhead fluorescent lighting
- Overhead roller blinds for privacy
- Large bowl manual toilets
- Corian basin tops
- Toiletry rack in shower compartment

ENGINE & CONTROLS

- Double lever throttle / gearshift control
- Sound deadening panels in engine room

- 2 x Engine room ventilation fans and ducting

- 2 x Yanmar 30hp engines with sail drives
- 2 x Propellers - 2-blade fixed
- 2 x Fuel deck fillers
- 2 x Fuel filter/water separators
- 2 x Fuel tanks aluminium 92USgal / 350Ltr total capacity
- 2 x Siphon breaks
- 2 x Exhaust skin fittings (stainless steel)
- 2 x Exhaust water locks
- 2 x Cooling water inlet strainers

PLUMBING INSTALLATION

Hot and cold pressurized fresh water system consisting of:

- Transom shower (cold)
- Shower drain pumps with filters
- 2 x Hot water cylinder 12USgal / 45ltr Total capacity
- 1 x 3.5 GPM fresh water pressure pump with 1Ltr accumulator tank
- 2 x Water tanks, 206USgal / 780Ltr total capacity
- 2 x Holding tanks.
- 4 x Electric bilge pumps with float switches and alarms at helm and nav stations
- 2 x Manual bilge pumps with strum boxes
- Bilge float switch

RUDDER & STEERING SYSTEM

- Balanced spade rudders
- Rudder stock in 17-4ph stainless steel
- Self aligning bearings
- Chain and wire steering system with bulkhead steering unit and brake
- Destroyer-type steering wheel
- Emergency tiller (stainless steel)

ELECTRICAL INSTALLATION

- 110v or 220v hard wired shore power pack: includes 1 heavy duty 50ft 30amp shore power line, AC switch panel, 110v or 220v double outlets in cabins, galley & at switch panel
- Courtesy lights at stairways
- Bi-colour & stern navlights
- Compass at helm position
- 12v DC switch panel
- 2 x 12v outlet sockets at switch panel and at helmstation
- 2 x Fuel tank gauges at helm position
- 2 x Ammeters at helm position
- 3 x AGM house batteries
- 2 x AGM engine starter batteries
- 1 x House battery isolator switches
- 2 x Engine starter battery isolator switches
- Battery charger 40 amp
- 2 x Alternators.
- 1 x Electrical spares kit: fuses, relays, fuse holders
- CD player with two speakers in saloon and two marine speakers in cockpit

- DSC VHF radio
- Autopilot
- Color chartplotter
- Wind instrument
- Graphic display unit & depth instrument

HULL & DECK

- The hulls are of GRP construction with balsa core for strength, stiffness and insulation, using high quality materials. The hulls carry a comprehensive limited osmosis warranty from Robertson & Caine.
- The hulls are painted with EPA approved environmentally friendly anti-fouling
- The rudders are composite with a stainless steel shaft

- Both deck and hull are finished in white gel coat with the trademark Moorings striping and graphics
- The deck has a molded-in non-skid pattern providing excellent traction even in the most severe conditions
- The trampoline net is one piece and firmly secured
- The double helmsman seat is strategically located to allow for a 360-degree view around the boat

DECK FITTINGS

- Guardwires with stanchions, bases, port & stb gates
- 12v 1000w horizontal windlass with hand-held remote
- Anchor roller fitting with chain wear plates
- Liferaft locker
- Sliding companionway door
- Hardtop over cockpit complete with helmsmans observation hatch and lighting. Mainsheet track on hard top allows free access to swim platform
- Swimming ladder with teak steps
- Cockpit table
- Furler jammer on deck
- Mainsheet traveller car
- Mainsheet track
- Trampoline
- Helmseat
- Lifering holder
- Acrylic windows
- 9 x Hatches
- 8 x Portlights
- Forward window louvre set
- Coach roof side window removable shade covers
- Removable hard top front wind-screen, side & back shade curtains only
- 2 x Spacious cockpit lockers

- 2 x Spacious foredeck lockers
- 2 x Pulpits fitted with seats
- 2 x Pushpits
- 2 x Coachroof stainless steel handrails
- 2 x Coachroof stainless steel grab handles
- 4 x Hardtop support stainless steel grab handles
- 9 x Mooring cleats
- 2 x Winch handles
- 1 x Winch handle pocket at helm
- 4 x Drinking can holders
- 2 x Genoa cars
- 2 x Genoa tracks
- 3 x Halyard jammers on mast
- 2 x Traveller jammers in cockpit
- 3 x Genoa and mainsheet jammers
- 2 x Halyard winches
- 2 x Primary sheet winches
- 4 x Folding padeyes to allow for spinnaker tackle
- 2 x Padeyes at mast step

ADDITIONAL CRUISING GEAR

- Above deck equipment
- Bedding linen and galley equipment
- Safety equipment
- Navigation equipment
- Primary anchor with chain
- Secondary anchor with chain and rope
- Anchor bridle, shackles and hook

RUNNING RIGGING

- Mainsheet (3:1 purchase)
- Mainsheet traveller line (3:1 purchase)
- Main boom topping lift
- Mainsail outhaul and 2 reefs
- 2 x Genoa sheets
- 3 x Halyards (main, genoa & spare)

MAST, RIGGING & SAILS

- Natural anodized mast with mast slider system
- Natural anodized crossbeam
- Profurl genoa furler
- Mainsail full battened with 2 rows reefs
- 120% furling genoa
- 2 x Additional spare 12v wires in mast
- Additional spare conduit with messenger in mast
- Winch handle pocket
- Sail stackpack

ADDITIONAL CRUISING GEAR

- Above deck equipment
- Bedding linen and galley equipment
- Safety equipment
- Navigation equipment
- Primary anchor with chain
- Secondary anchor with chain and rope
- Anchor bridle, shackles and hook

Illustrations, equipment and specifications are subject to change without prior notice, as the company and builder reserve the right to modify or improve this model